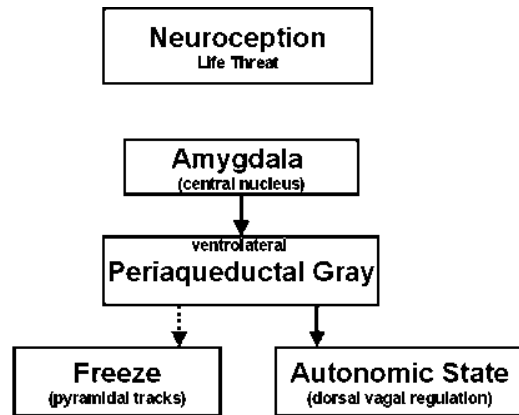


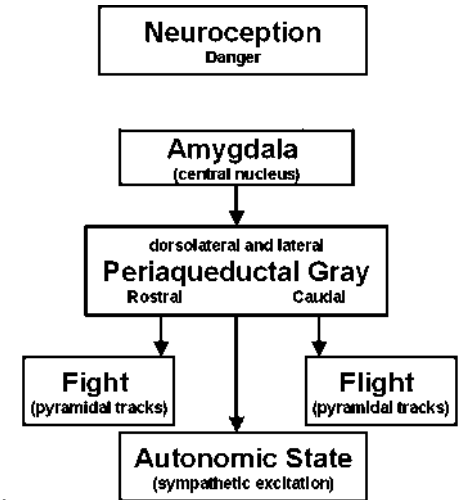
Neuroception

Immobilization



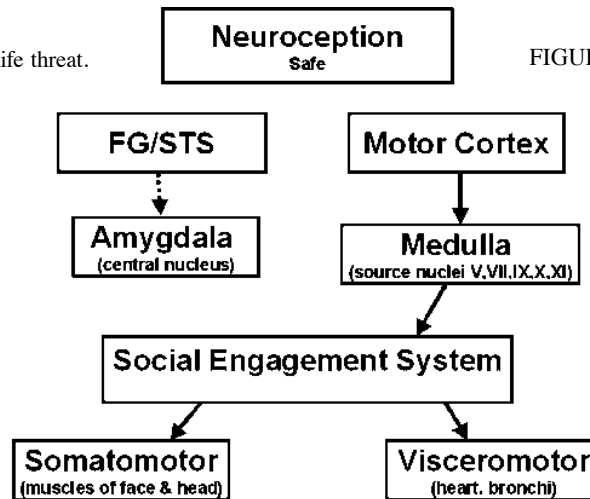
Inhibitory pathways
Excitatory pathways ——

Mobilization



Inhibitory pathways
Excitatory pathways ——

Social Communication



Inhibitory pathways
Excitatory pathways ——

FIGURE 2. Neural structures and pathways involved in a neuroception of safety.

FIGURE 3. Neural structures and pathways involved in a neuroception of danger.